

# 2021 – 2022 School Budget

---

## Packet Contains:

- Budget Newsletter
- Property Tax Report Card
- Administrative Salary Disclosure
- Tax Exemption Impact Report
- Fiscal Accountability Supplement (2018-19)
- Information About Students with Disabilities (2019-20)
- 2019-20 District Report Card

### **Budget Hearing**

Thursday, May 6  
6:00pm  
School Library

### **Annual Budget Vote**

Tuesday, May 18  
2:00pm – 8:00pm  
School Foyer

**DO NOT REMOVE FROM THIS LOCATION**

*If you would like copies, please contact the school  
district office at 545-6421.*



# **BUDGET EDITION**

Dear Residents

The COVID-19 pandemic has certainly been challenging for all of us - personally, professionally, emotionally, physically, and in some cases financially.

Heading into this school year was certainly an interesting endeavor. Our primary goal was to have our students attending school in-person for as much as possible. Thankfully, we have been able to manage the trials and tribulations during this year with limited pauses in our instructional schedule.

I want to thank ALL of our faculty, staff, and students for the AMAZING way they have dealt with the changes, uncertainty, masks, and other weird circumstances. While it hasn't been the same as a normal year, I believe everyone has done a great job. THANK YOU to our parents for putting up with the numerous calls from me regarding COVID issues and having to put your kids in quarantine. Never in my career did I think I would have to make such calls.

At the beginning of the budget development, it looked like state aid was going to be very sparse. Thankfully, the state legislature increased our allocation and brightened the outlook for aid.

For the 2021-22 school year, the proposed budget results in a projected tax levy increase of 1.384%. This meets our tax cap calculation. More tax cap information is listed on page 2.

## **Budget Proposition:**

That the Board of Education of the Canaseraga Central School District, Allegany County, be and hereby is authorized to spend the sum set forth in the total amount of \$7,554,158 during the 2021—2022 school year and to levy the necessary tax therefore.

## **Library Proposition:**

In accordance with state education law (Ed Law 259(1), 255(1) and the Comptroller's Op. #18-167 and #12423 and Real Property Tax Law 1322 and 1324...

BE IT RESOLVED that the Board of Education of the Canaseraga Central School District is authorized to increase the annual tax levy from \$34,750.00 to \$36,250.00 and pay over such funds to the trustees of the Essential Club Free Library.

## **Board of Education:**

In addition, voters will be voting on ONE school board seat: a five (5) year term. The following candidates have submitted petitions.

**Frances Hoffman**

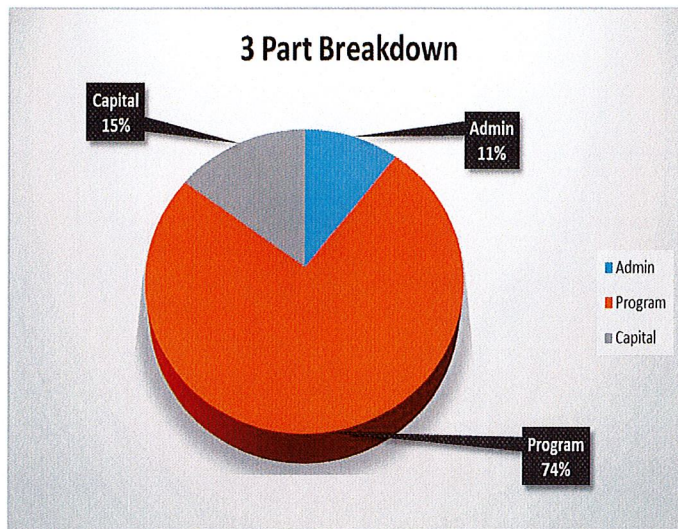
## **BUDGET HEARING**

***Thursday, May 6, 6:00pm***

***School Library***

## **BUDGET VOTE & BOARD ELECTION**

***Tuesday, May 18, 2021  
2:00pm - 8:00pm School Foyer***



### **Administrative Budget**

The administrative portion of this budget includes office and central administrative expenses for all certified school administrators. Included in these expenses are salaries, benefits, equipment, supplies and all costs pertaining to the operation of the Main Office, District Office and Board of Education.

### **Program Budget**

The program portion of the budget contains all costs for the education of students including salaries, benefits, supplies & materials, BOCES, interscholastic athletics and transportation.

### **Capital Budget**

The capital portion of the budget covers operations and maintenance department salaries, benefits, supplies, utilities, and other expenses for district facilities. In addition, expenses for debt service are part of the capital budget.

## **PROPERTY TAX CAP INFORMATION**

In 2011, New York State passed legislation establishing a property tax cap (Chapter 97 of the Laws of 2011). The tax levy limit is the maximum amount a district can increase their property tax levy from one year to the next with a simple majority vote. This maximum is calculated using a multi-step formula. This formula includes a 2% increase in the tax levy or the rate of inflation (whichever is less) and a growth factor set by the state. If a district's tax levy is within the property tax cap limit, a simple majority vote is required to pass the budget.

***Canaseraga's proposed tax levy for 2021-22 (1.384%) meets the tax levy limit. Therefore, only a simple majority is needed to approve the budget.***

## **Expenses                      2020-21                      2021-22**

### **Administrative Budget**

Board of Education	9,600	9,600
Central Administration	190,835	196,175
Finance	184,305	193,346
Legal	26,000	26,000
Print/Data/Rec Man	18,120	18,120
Special Items	140,300	143,300
Supervision	111,985	114,993
Employee Benefits	101,609	105,607

**Admin Budget Total                      782,754                      807,141**

### **Program Budget**

Curriculum	148,500	148,500
Instruction	1,501,625	1,553,025
Special Education	1,167,800	1,246,300
Occup Educ	251,500	251,500
Library	80,375	27,917
Computer Assist Instruct	305,800	308,300
Guidance	104,750	92,900
Health	44,950	46,800
Psychologist	60,400	59,700
Athletics / Co-Curr	120,080	120,080
Transportation	341,650	411,650
Bus Garage	36,750	36,750
Community Rec	2,000	2,000
Interfund Transfer	45,000	45,000
Employee Benefits	1,286,452	1,280,803

**Program Budget Total                      5,497,632                      5,631,225**

### **Capital Budget**

Operations & Maint	430,380	435,997
Tax Refund	2,500	2,500
Debt Service	525,000	526,000
Revenue Antic Note	38,000	38,000
Employee Benefits	111,644	113,295

**Capital Budget Total                      1,107,524                      1,115,792**

**TOTAL EXPENSES:                      7,387,910                      7,554,158**



## Revenues                      2020-21                      2021-22

State Aid	3,561,385	3,632,207
BOCES Aid	540,301	540,493
BOCES Refund	110,000	110,000
Categorical Aids	19,299	18,478
Excess Cost Aid	31,540	37,244
Medicaid	12,000	12,000
Building Aid	482,085	478,179
Real Property Penal.	8,500	8,500
Fund Balance	359,000	359,000
Appropriated Fund Bal	39,120	100,000
ERS Reserve	138,800	138,800
Bright Field PILOT	0	4,500

**Revenue Total      5,302,030                      5,439,401**

### Tax Levy Information

2020	Proposed 2021-22
\$ 2,085,880	\$ 2,114,757

**Please Vote  
May 18**



### School District Tax Impact

Based on a home with an assessed value of \$75,000  
and no increase in assessment.

	2018 Rate (\$19.1401)	2019 Rate (\$18.5026)	2020 Rate (\$18.5917)	Proposed 2021 (\$18.8490)	Annual Increase	Monthly Increase
Annual tax	\$ 1,435.51	\$ 1,387.70	\$ 1,394.80	\$ 1,413.68	\$ 18.88	\$ 1.57
Annual tax with STAR reduction	\$ 861.30	\$ 832.62	\$ 836.63	\$ 848.21	\$ 11.58	\$ 0.97

### **QUALIFICATIONS OF VOTERS**

A person shall be entitled to vote in any school district election and in all matters placed upon the official ballot; and sign a nominating petition if such person is:

A citizen of the United States; at least 18 years old; a resident of the school district for at least 30 days prior to the meeting.

### **ABSENTEE BALLOTS**

Voters who meet the following criteria need to fill out an Application for Absentee Ballot in order to be eligible to receive an Absentee Ballot. Applications are available in the District Office. Absentee ballots must be provided to any qualified voter who will be unable to vote in person due to:

1. illness or physical disability, hospitalization (including risks related to COVID-19)
2. incarceration
3. travel outside the voter's county or city of residence for employment or business reasons, studies, or vacation on the day of the election

The district clerk must receive applications for an absentee ballot at least seven days before the vote if the ballot is to be mailed to the voter or one day prior to the vote, if in person.

# CANASERAGA CENTRAL SCHOOL DISTRICT BUDGET NOTICE 2021-22

Overall Budget Proposal	Budget Adopted for the 2020-21 School Year	Budget Proposed for the 2021-22 School Year	Contingency Budget for the 2021-2022 School Year *
Total Budgeted Amount, Not Including Separate Propositions	\$ 7,387,910	\$ 7,554,158	\$ 7,525,281
Increase/Decrease for the 2021-22 School Year		\$ 166,248	(\$ 28,877)
Percentage Increase/Decrease in Proposed Budget		2.25%	(0.38%)
Change in the Consumer Price Index		1.23%	
A. Proposed Levy to Support the Total Budgeted Amount	\$ 2,085,880	\$ 2,114,757	
B. Levy to Support Library Debt, if Applicable	\$ 34,750	\$ 36,250	
C. Levy for Non-Excludable Propositions, if Applicable **			
D. Total Tax Cap Reserve Amount Used to Reduce Current Year Levy			
E. Total Proposed School Year Tax Levy (A + B + C - D)	\$ 2,120,630	\$ 2,151,007	\$ 2,085,880
F. Total Permissible Exclusions	\$ 0	\$ 0	
G. School Tax Levy Limit, <u>Excluding</u> Levy for Permissible Exclusions	\$ 2,085,880	\$ 2,114,757	
H. Total Proposed School Year Tax Levy, <u>Excluding</u> Levy to Support Library Debt and/or Permissible Exclusions (E – B – F + D)	\$ 2,085,880	\$ 2,114,757	
I. Difference: G – H (Negative Value Requires 60.0% Voter Approval See Note Below Regarding Separate Propositions) **	\$ 0	\$ 0	
Administrative Component	\$ 782,754	\$ 807,141	\$ 801,785
Program Component	\$ 5,497,632	\$ 5,631,225	\$ 5,611,904
Capital Component	\$ 1,107,524	\$ 1,115,792	\$ 1,111,592

*\* Should the district need to adopt a contingent budget, the district would review the expenditures and potentially appropriate fund balance to determine the final budget figure. The percentage of the administrative budget may not be any higher than the 2020-21 fiscal year, and the tax levy may not exceed the 2020-21 tax levy. The district would be required by education law to charge outside organizations for the use of school facilities.*

\*\* List Separate Propositions that are not included in the Total Budgeted Amount: (Tax Levy associated with educational or transportation services propositions are not eligible for exclusion and may affect voter approval requirements)

Description	Amount
Not Applicable	0

NOTE: Please submit an electronic version (Word or PDF) of this completed form to: [emscmgts@nysed.gov](mailto:emscmgts@nysed.gov)

Under the Budget Proposed  
for the 2021-22 School Year

Estimated Basic STAR Exemption Savings<sup>1</sup>

\$ 565.47

The annual budget vote for the fiscal year 2021-22 by the qualified voters of the Canaseraga school district, Allegany County, New York, will be held on **Tuesday, May 18, 2021** between the hours of 2:00pm and 8:00pm, prevailing time in Canaseraga.

1. The basic school tax relief (STAR) exemption is authorized by section 425 of the Real Property Tax Law.

# 2021-22 Property Tax Report Card

## Canaseraga Central School District

	Budgeted 2020-21 (A)	Proposed Budget 2021-22 (B)
Total Budgeted Amount, not Including Separate Propositions	7,387,910	7,554,158
A. Proposed Tax Levy to Support the Total Budgeted Amount <sup>1</sup>	2,085,880	2,114,757
B. Tax Levy to Support Library Debt, if Applicable	34,750	36,250
C. Tax Levy for Non-Excludable Propositions, if Applicable <sup>2</sup>	0	0
D. Total Tax Cap Reserve Amount Used to Reduce Current Year Levy, if Applicable	0	0
E. Total Proposed School Year Tax Levy (A + B + C - D)	2,120,630	2,151,007
F. Permissible Exclusions to the School Tax Levy Limit	0	0
G. School Tax Levy Limit , <u>Excluding</u> Levy for Permissible Exclusions <sup>3</sup>	2,085,880	2,114,757
H. Total Proposed School Year Tax Levy, <u>Excluding</u> Levy to Support Library Debt and/or Permissible Exclusions (E - B - F + D)	2,085,880	2,114,757
I. Difference: (G - H); (negative value requires 60.0% voter approval) <sup>2</sup>	0	0
Public School Enrollment	235	225
Consumer Price Index		1.23%

	Actual 2020-21 (D)	Estimated 2021-22 (E)
Adjusted Restricted Fund Balance	4,231,892	4,231,892
Assigned Appropriated Fund Balance	398,542	459,000
Adjusted Unrestricted Fund Balance	709,906	650,000
Adjusted Unrestricted Fund Balance as a Percent of the Total Budget	9.61%	8.60%



Schedule of Reserve Funds				
Reserve Type	Reserve Description *	03/31/21 Actual Balance	6/30/21 Estimated Ending Balance	Intended Use of the Reserve in the 2021-22 School Year
2018 Capital	To pay the cost of any object or purpose for which bonds may be issued.	\$ 1,956,951	\$ 1,956,951	Potential purchase of school bus
Repair	To pay the cost of repairs to capital improvements or equipment.	\$ 246,144	\$ 246,144	If needed for building repairs
Unemployment Insurance	To pay the cost of reimbursement to the State Unemployment Insurance Fund.	\$ 918,825	\$ 918,825	Claims paid by district for 2020-21
Insurance	To pay liability, casualty, and other types of uninsured losses.	\$ 376,661	\$ 376,661	As needed
Liability	To establish and maintain a program of reserves to cover liability claims incurred.	\$ 225,579	\$ 225,579	As needed
EBALR – Employee Benefit Accrued Liability	For the payment of accrued 'employee benefits' due to employees upon termination of service.	\$ 59,250	\$ 59,250	Payments for retirees
Retirement Contribution	To fund employer retirement contributions to the State and Local Employees' Retirement System	\$ 448,482	\$ 448,482	If the contributions exceed the district's budget



**2021-22**  
**District Statement of Administrative Compensation**

**Superintendent of Schools**

\$ 139,565    Annual Salary:  
This salary is the amount reported as wages consistent with applicable provisions of the Internal Revenue Code.

\$ 6,000        Business Official:  
This portion of salary is for the business office duties and responsibilities performed by the superintendent.

\$ 30,322    Annualized Cost of Benefits:  
The superintendent has the same ancillary benefits provided to all employees. Many of these benefits such as employer contributions to social security and Medicare are required by law. Other benefits include health insurance and retirement contributions.

\$ 14,265	Mandatory TRS contribution
\$ 4,175	Contractual contribution to Life/Health/Dental Insurance
\$ 11,136	Required Federal Social Security contribution
\$ 746	Worker's Compensation

\$ 2,100        Other Compensation:  
Stipend for technology and annuity payment.

# **Tax Exemption Impact Report**



# LIVINGSTON COUNTY REAL PROPERTY TAX SERVICES

Livingston County Government Center  
6 Court Street, Room 207  
Geneseo, New York 14454-1043

[www.livingstoncounty.us](http://www.livingstoncounty.us)

William Fuller, CCD

Phone: 585-243-7192

Fax: 585-243-7189

e-mail: [wfuller@co.livingston.ny.us](mailto:wfuller@co.livingston.ny.us)

TO: School Business Administrator

FROM: William Fuller, Director

*wzf*

DATE: March 19, 2021

SUBJECT: Exemption Report

Real Property Tax Law 495 requires counties, cities, towns, villages and school districts to annex an exemption report to any tentative or preliminary budget and it shall become part of the final budget.

Enclosed, please find the exemption report my office has created for your school district.

If you have a PILOT agreement in your school district, you are required to report the amount of money expected to be received. The report for the 2021 budget should show payments expected in 2021. There is a line on the last page of report where PILOT amounts may be filled in. For Schools that have an existing PILOT agreement, you should have received an "Estimated 2021-2022 Payment-In-Lieu-Of-Tax (PILOT) payments" letter dated between February 4, 2021 and March 8, 2021 from Maureen E. Wheeler, Economic Development Deputy Director. If you have further questions about your 2021 estimated payments, please contact Maureen at 243-7124.

If you have any questions pertaining to the exemption report, please feel free to contact my office.

WF:sej

Enclosure

pc William Bacon, Economic Development Director  
Maureen Wheeler, Economic Development Deputy Director

Equalized Total Assessed Value 14,245,508

School District - 024002 Canaseraga

Exemption Code	Exemption Name	Statutory Authority	Number of Exemptions	Total Equalized Value of Exemptions	Percent of Value Exempted
13510	TOWN - CEMETERY LAND	RPTL 446	1	10,000	0.07
41120	ALT VET EX-WAR PERIOD-NON-COMB	RPTL 458-a	1	0	0.00
41700	AGRICULTURAL BUILDING	RPTL 483	2	237,729	1.67
41720	AGRICULTURAL DISTRICT	AG-MKTS L 305	19	1,970,352	13.83
41730	AGRIC LAND-INDIV NOT IN AG DIS	AG MKTS L 306	1	140,361	0.99
41834	ENHANCED STAR	RPTL 425	7	488,600	3.43
41854	BASIC STAR 1999-2000	RPTL 425	14	420,000	2.95
47460	FOREST LAND CERTD AFTER 8/74	RPTL 480-a	6	353,260	2.48
<b>Total Exemptions Exclusive of System Exemptions:</b>					
				3,620,302	25.41
<b>Total System Exemptions:</b>				0	0.00
<b>Totals:</b>				3,620,302	25.41

Values have been equalized using the Uniform Percentage of Value. The Exempt amounts do not take into consideration, payments in lieu of taxes or other payments for municipal services.

Amount, if any, attributable to payments in lieu of taxes: \_\_\_\_\_



Steuben

Equalized Total Assessed Value 2,462,105

School District - 024002 Canaseraga CSD

Exemption Code	Exemption Name	Statutory Authority	Number of Exemptions	Total Equalized Value of Exemptions	Percent of Value Exempted
13510	TOWN - CEMETERY LAND	RPTL 446	1	12,979	0.53
41700	AGRICULTURAL BUILDING	RPTL 483	1	12,447	0.51
41720	AGRICULTURAL DISTRICT	AG-MKTS L 305	6	330,859	13.44
41730	AGRIC LAND-INDIV NOT IN AG DIS	AG MKTS L 306	2	37,376	1.52
41834	ENHANCED STAR	RPTL 425	5	329,617	13.39
41854	BASIC STAR	RPTL 425	7	216,699	8.80
47100	Mass Telecomm Ceiling	RPTL S499-qqqq	2	2,181	0.09
Total Exemptions Exclusive of System Exemptions:				942,158	38.27
Total System Exemptions:				0	0.00
Totals:				942,158	38.27

Values have been equalized using the Uniform Percentage of Value. The Exempt amounts do not take into consideration, payments in lieu of taxes or other payments for municipal services.

Amount, if any, attributable to payments in lieu of taxes: \_\_\_\_\_

Equalized Total Assessed Value 2,462,105

School District - 024002 Canaseraga CSD

Exemption Code	Exemption Name	Statutory Authority	Number of Exemptions	Total Equalized Value of Exemptions	Percent of Value Exempted
13510	TOWN - CEMETERY LAND	RPTL 446	1	12,979	0.53
41700	AGRICULTURAL BUILDING	RPTL 483	1	12,447	0.51
41720	AGRICULTURAL DISTRICT	AG-MKTS L 305	6	330,859	13.44
41730	AGRIC LAND-INDIV NOT IN AG DIS	AG MKTS L 306	2	37,376	1.52
41834	ENHANCED STAR	RPTL 425	5	329,617	13.39
41854	BASIC STAR	RPTL 425	7	216,699	8.80
47100	Mass Telecomm Ceiling	RPTL S499-qqqq	2	2,181	0.09
Total Exemptions Exclusive of System Exemptions:				942,158	38.27
Total System Exemptions:				0	0.00
Totals:				942,158	38.27

Values have been equalized using the Uniform Percentage of Value. The Exempt amounts do not take into consideration, payments in lieu of taxes or other payments for municipal services.

Amount, if any, attributable to payments in lieu of taxes: \_\_\_\_\_

Equalized Total Assessed Value 119,315,949

**School District - 024002 Canaseraga**

Exemption Code	Exemption Name	Statutory Authority	Number of Exemptions	Total Equalized Value of Exemptions	Percent of Value Exempted
12100	NYS - GENERALLY	RPTL 404(1)	11	850,834	0.71
13100	CO - GENERALLY	RPTL 406(1)	2	212,848	0.18
13500	TOWN - GENERALLY	RPTL 406(1)	6	275,048	0.23
13510	TOWN - CEMETERY LAND	RPTL 446	3	12,162	0.01
13650	VG - GENERALLY	RPTL 406(1)	9	2,444,616	2.05
13660	VG - CEMETERY LAND	RPTL 446	1	43,407	0.04
13800	SCHOOL DISTRICT	RPTL 408	1	2,710,110	2.27
18020	MUNICIPAL INDUSTRIAL DEV AGENC	RPTL 412-a	7	4,071,452	3.41
25110	NONPROF CORP - RELIG(CONST PRO	RPTL 420-a	10	955,642	0.80
25130	NONPROF CORP - CHAR (CONST PRO	RPTL 420-a	1	62,967	0.05
25300	NONPROF CORP - SPECIFIED USES	RPTL 420-b	1	60,989	0.05
25400	FRATERNAL ORGANIZATION	RPTL 428	1	4,066	0.00
26050	AGRICULTURAL SOCIETY	RPTL 450	2	49,286	0.04
26100	VETERANS ORGANIZATION	RPTL 452	1	210,879	0.18
26400	INC VOLUNTEER FIRE CO OR DEPT	RPTL 464(2)	3	130,577	0.11
32305	NYS LAND TAXABLE FOR SCHOOL ON	RPTL 536	1	0	0.00
41400	CLERGY	RPTL 460	2	3,296	0.00
41700	AGRICULTURAL BUILDING	RPTL 483	6	284,628	0.24
41720	AGRICULTURAL DISTRICT	AG-MKTS L 305	86	2,764,997	2.32
41730	AGRIC LAND-INDIV NOT IN AG DIS	AG MKTS L 306	6	389,576	0.33
41804	PERSONS AGE 65 OR OVER	RPTL 467	9	84,580	0.07
41834	ENHANCED STAR	RPTL 425	152	9,248,373	7.75
41854	BASIC STAR 1999-2000	RPTL 425	233	7,039,449	5.90
41864	Basic STAR (land belongs to ot	RPTL 425	3	66,812	0.06
42100	SILOS, MANURE STORAGE TANKS,	RPTL 483-a	1	1,800	0.00
47010	SYSTEM CODE	STATUTORY AUTH NOT DEFINED	2	10,259	0.01
47450	FOREST/REF LAND - FISHER ACT	RPTL 480	1	40,683	0.03
47460	FOREST LAND CERTD AFTER 8/74	RPTL 480-a	13	1,009,226	0.85
47610	BUSINESS INVESTMENT PROPERTY P	RPTL 485-b	2	19,191	0.02
49500	SOLAR OR WIND ENERGY SYSTEM	RPTL 487	1	108,333	0.09
50000	SYSTEM CODE	STATUTORY AUTH NOT DEFINED	1	800	0.00

Equalized Total Assessed Value 119,315,949

School District - 024002 Canaseraga

Exemption Code	Exemption Name	Statutory Authority	Number of Exemptions	Total Equalized Value of Exemptions	Percent of Value Exempted
50005	SYSTEM CODE	STATUTORY AUTH NOT DEFINED	1	0	0.00
Total Exemptions Exclusive of System Exemptions:					
Total System Exemptions:			577	33,166,086	27.80
Totals:			2	800	0.00
			579	33,166,886	27.80

Values have been equalized using the Uniform Percentage of Value. The Exempt amounts do not take into consideration, payments in lieu of taxes or other payments for municipal services.

Amount, if any, attributable to payments in lieu of taxes: \_\_\_\_\_



# **Fiscal Accountability & Information about Students with Disabilities**

**Due to COVID - 19 and resulting changes to New York State testing, accountability, and federal reporting requirements, the following two reports are not available from NYSED:**

- 2019-20 Fiscal Accountability Summary**
- 2019-20 Information About Students with Disabilities**

# ELA Assessment Data

## ***CANASERAGA CSD - NEW YORK STATE REPORT CARD [2019 - 20]***

The New York State Report Card is an important part of the Board of Regents' effort to create educational equity and raise learning standards for all students. Knowledge gained from the report card on a school's or district's strengths and weaknesses can be used to improve instruction and services to students. The report card provides information to the public on school/district staff, students, and measures of school and district performance as required by the Every Student Succeeds Act (ESSA). Fundamentally, ESSA is about creating a set of interlocking strategies to promote educational equity by providing support to districts and schools as they work to ensure that every student succeeds. New York State is committed to ensuring that all students succeed and thrive in school no matter who they are, where they live, where they go to school, or where they come from.

**Due to COVID - 19 and resulting changes to New York State testing, accountability, and federal reporting requirements, 2020-21 district and school accountability statuses are the same as those assigned for the 2019-20 school year.**

**For informational purposes, graduation rates for the Secondary Graduation Rate indicator using lagged 2018-19 data are reported.**

**Spring 2020 standardized state assessments, including the June 2020 Regents examinations, were canceled and are, thus, not reported. For detailed information on requirement changes, please see the U.S. Department of Education-approved waiver and the memorandum from the Office of Accountability entitled "2019-20 Accountability Implications to Address the COVID-19 Crisis."**

# MATH Assessment Data

## ***CANASERAGA CSD - NEW YORK STATE REPORT CARD [2019 - 20]***

The New York State Report Card is an important part of the Board of Regents' effort to create educational equity and raise learning standards for all students. Knowledge gained from the report card on a school's or district's strengths and weaknesses can be used to improve instruction and services to students. The report card provides information to the public on school/district staff, students, and measures of school and district performance as required by the Every Student Succeeds Act (ESSA). Fundamentally, ESSA is about creating a set of interlocking strategies to promote educational equity by providing support to districts and schools as they work to ensure that every student succeeds. New York State is committed to ensuring that all students succeed and thrive in school no matter who they are, where they live, where they go to school, or where they come from.

**Due to COVID - 19 and resulting changes to New York State testing, accountability, and federal reporting requirements, 2020-21 district and school accountability statuses are the same as those assigned for the 2019-20 school year.**

**For informational purposes, graduation rates for the Secondary Graduation Rate indicator using lagged 2018-19 data are reported.**

**Spring 2020 standardized state assessments, including the June 2020 Regents examinations, were canceled and are, thus, not reported. For detailed information on requirement changes, please see the U.S. Department of Education-approved [waiver](#) and the memorandum from the Office of Accountability entitled "[2019-20 Accountability Implications to Address the COVID-19 Crisis](#)."**

# Graduation Data

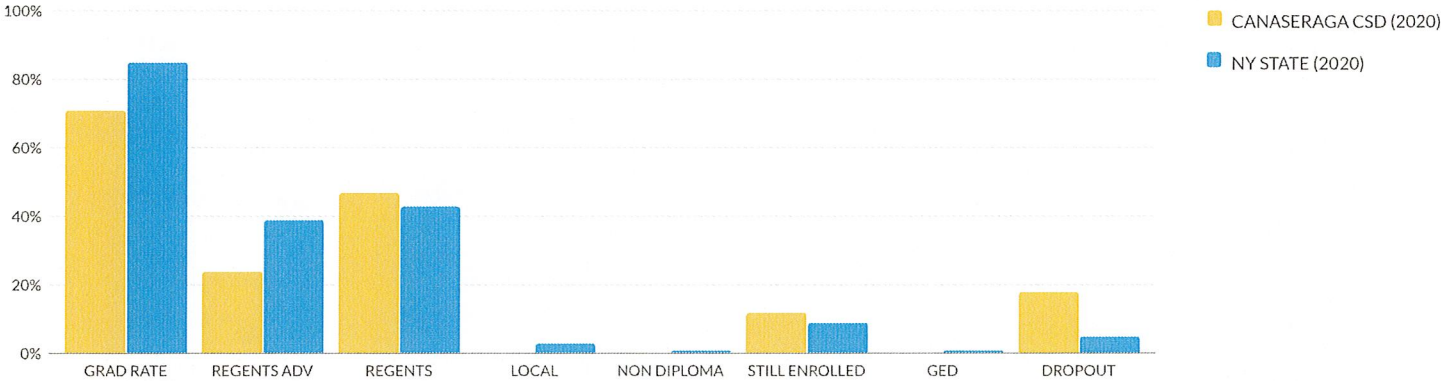


CANASERAGA CSD GRADUATION RATE DATA  
4 YEAR OUTCOME AS OF AUGUST 2020

Graduation Rate Data are reported for a 9th grade cohort, as of the 4th year of high school - August. The "Filter this data" function, below, provides the ability to display Graduation Rate Data of high school as of the 4th year - June, the 5th year - June and August, and the 6th year - June and August. For school years prior to 2018-19, 5th year - August and 6th year - August are not available.

Data is reported by educational institutions to the State Education Department throughout the school year and available for verification by districts until the close of the state data warehouse in August. District superintendents certify data is accurate in September. For the most updated information, please contact the school district.

Complete information on the types of diploma credentials, which can be earned and the criteria for each, see: Diploma Requirements.



**GRADUATION RATE**

Subgroup	Total	GRAD RATE		REGENTS WITH ADVANCED DESIGNATION		REGENTS DIPLOMA		LOCAL DIPLOMA		NON DIPLOMA CRED		STILL ENROLLED		GED TRANSFER		DROPOUT	
		#	%	#	%	#	%	#	%	#	%	#	%	#	%	#	%
All Students	17	12	71%	4	24%	8	47%	0	0%	0	0%	2	12%	0	0%	3	18%
Female	9	7	78%	2	22%	5	56%	0	0%	0	0%	1	11%	0	0%	1	11%
Male	8	5	63%	2	25%	3	38%	0	0%	0	0%	1	13%	0	0%	2	25%
Multiracial	0	0	0%	0	0%	0	0%	0	0%	0	0%	0	0%	0	0%	0	0%
American Indian or Alaska Native	0	0	0%	0	0%	0	0%	0	0%	0	0%	0	0%	0	0%	0	0%
Asian or Native Hawaiian/Other Pacific Islander	0	0	0%	0	0%	0	0%	0	0%	0	0%	0	0%	0	0%	0	0%
White	15	—	—	—	—	—	—	—	—	—	—	—	—	—	—	—	—
Black or African American	0	0	0%	0	0%	0	0%	0	0%	0	0%	0	0%	0	0%	0	0%
Hispanic or Latino	2	—	—	—	—	—	—	—	—	—	—	—	—	—	—	—	—
General-Education Students	16	—	—	—	—	—	—	—	—	—	—	—	—	—	—	—	—
Students with Disabilities	1	—	—	—	—	—	—	—	—	—	—	—	—	—	—	—	—
Non-English Language Learners	17	12	71%	4	24%	8	47%	0	0%	0	0%	2	12%	0	0%	3	18%
English Language Learners	0	0	0%	0	0%	0	0%	0	0%	0	0%	0	0%	0	0%	0	0%
Not Economically Disadvantaged	6	6	100%	4	67%	2	33%	0	0%	0	0%	0	0%	0	0%	0	0%
Economically Disadvantaged	11	6	55%	0	0%	6	55%	0	0%	0	0%	2	18%	0	0%	3	27%
Not Migrant	17	12	71%	4	24%	8	47%	0	0%	0	0%	2	12%	0	0%	3	18%
Migrant	0	0	0%	0	0%	0	0%	0	0%	0	0%	0	0%	0	0%	0	0%

Subgroup	Total	GRAD RATE		REGENTS WITH ADVANCED DESIGNATION		REGENTS DIPLOMA		LOCAL DIPLOMA		NON DIPLOMA CRED		STILL ENROLLED		GED TRANSFER		DROPOUT	
		#	%	#	%	#	%	#	%	#	%	#	%	#	%	#	%
Parents not in Armed Forces	17	12	71%	4	24%	8	47%	0	0%	0	0%	2	12%	0	0%	3	18%
Parents in Armed Forces	0	0	0%	0	0%	0	0%	0	0%	0	0%	0	0%	0	0%	0	0%
Not Homeless	16	—	—	—	—	—	—	—	—	—	—	—	—	—	—	—	—
Homeless	1	—	—	—	—	—	—	—	—	—	—	—	—	—	—	—	—
Not in Foster Care	17	12	71%	4	24%	8	47%	0	0%	0	0%	2	12%	0	0%	3	18%
Foster Care	0	0	0%	0	0%	0	0%	0	0%	0	0%	0	0%	0	0%	0	0%

© COPYRIGHT NEW YORK STATE EDUCATION DEPARTMENT, ALL RIGHTS RESERVED.

THIS DOCUMENT WAS CREATED ON: APRIL 26, 2021, 9:13 AM EST

^


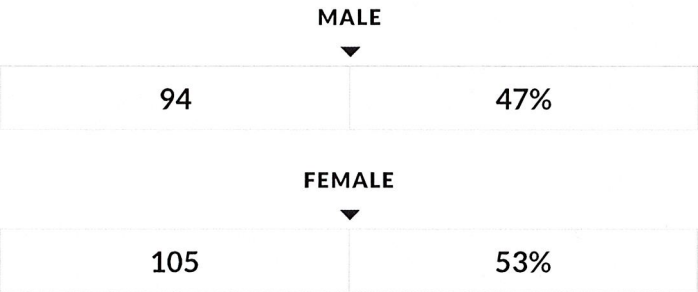
# Enrollment

These enrollment data are collected as part of NYSED's Student Information Repository System (SIRS). These counts are as of "BEDS Day" which is typically the first Wednesday in October. Available are enrollment counts for public and charter school students by various demographics for the 2019 - 20 school year. For nonpublic school enrollment data please see the Non-Public School Enrollment and Staff information on our Information and Reporting Services webpage.

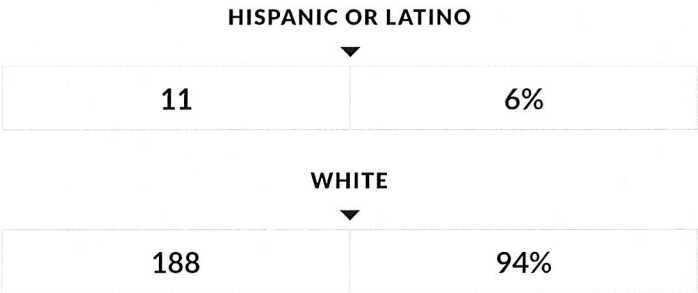
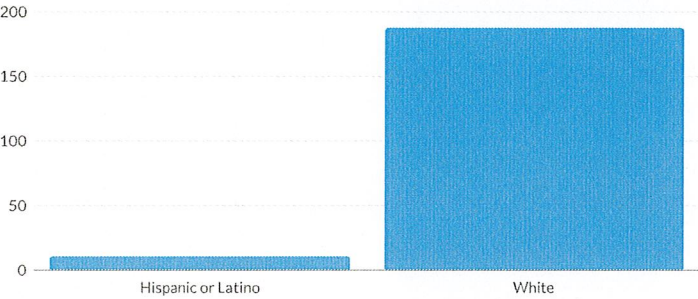
CANASERAGA CSD ENROLLMENT (2019 - 20)

K-12 Enrollment: 199

ENROLLMENT BY GENDER



ENROLLMENT BY ETHNICITY





OTHER GROUPS

ENGLISH LANGUAGE LEARNERS		STUDENTS WITH DISABILITIES		ECONOMICALLY DISADVANTAGED	
—	—	25	13%	89	45%
MIGRANT		HOMELESS		FOSTER CARE	
—	—	—	—	—	—
				PARENT IN ARMED FORCES	
				—	—

ENROLLMENT BY GRADE

